

REPORT TO: Corporate Services Policy and Performance Board

DATE: 05th January 2010

REPORTING OFFICER: Strategic Director Corporate and Policy

SUBJECT: Local Area Agreement Performance Report

WARDS: Borough-wide

1.0 PURPOSE OF REPORT

1.1 To provide information on the progress towards meeting Halton's Local Area Agreement (LAA) targets to September 2009.

2.0 RECOMMENDED THAT:

- i. The report is noted
- ii. The Board considers whether it requires any further information concerning the actions being taken to achieve Halton's LAA targets.

3.0 SUPPORTING INFORMATION

- 3.1 The revised LAA was signed off by the Secretary of State in June 2008. The LAA contains a set of measures and targets agreed between the Council, local partner agencies (who have a duty of co-operation in achieving targets) and government. There are 32 indicators within the LAA along with statutory and education and early years targets. The current agreement covers the period April 2008 to March 2011.
- 3.2 The Agreement was refreshed in March 2009 following a review with Government Office North West. It is not expected that there will be many significant changes to the agreement excepting those areas affected by the downturn in the national economy, such as measures relating the local economy and house-building. As a consequence of this government has identified a list of indicators for which targets will be reviewed before the end of March 2010.
- 3.3 Attached as Appendix 1 is a report on progress to the 2009 – 10 mid-year which includes a summary of all indicators within the LAA and additional information for those specific indicators and targets that fall within the remit of this Policy and Performance Board.
- 3.4 In considering this report Members should be aware that:-
- a) All of the measures within the National Indicator Set are monitored through Quarterly Departmental Service Plan Monitoring Reports. The purpose of this report is to consolidate information on all measures and targets relevant to this PPB in order to provide a clear picture of progress.

- b) In some cases outturn data cannot be made available at the mid-year point and there are also some Place Survey based indicators for which information will not become available until 2010 i.e. the next date the survey is due to be undertaken.

4.0 CONCLUSION

- 4.1 The Sustainable Community Strategy for Halton, and the Local Area Agreement contained within it, is the main mechanism through which government will performance manage local areas. It is therefore important that we monitor progress and that Members are satisfied that adequate plans are in place to ensure that the Council and its partners achieve the improvement targets that have been agreed.

5.0 POLICY IMPLICATIONS

- 5.1 The Local Area Agreement acts as the delivery plan for the Sustainable Community Strategy for Halton and is therefore central to our policy framework.

6.0 OTHER IMPLICATIONS

- 6.1 The achievement of Local Area Agreement targets has direct implications for the outcomes in relation to Comprehensive Area Assessment judgements.

7.0 IMPLICATIONS FOR THE COUNCIL'S PRIORITIES

- 7.1 This report deals directly with the delivery of the relevant strategic priority of the Council.

8.0 RISK ANALYSIS

- 8.1 The key risk is a failure to improve the quality of life for Halton's residents in accordance with the objectives of the Sustainable Community Strategy. This risk can be mitigated thorough the regular reporting and review of progress and the development of appropriate actions where under-performance may occur.

9.0 EQUALITY AND DIVERSITY ISSUES

- 9.1 One of the guiding principles of the Local Area Agreement is to reduce inequalities in Halton.

10.0 LIST OF BACKGROUND PAPAERS UNDER SECTION 100D OF THE LOCAL GOVERNMENT ACT 1972

Document Local Area Agreement 2008 – 11

Place of Inspection 2nd Floor, Municipal Building, Kingsway, Widnes

Contact Officer Rob MacKenzie (0151 471 7416)

A Local Area Agreement For Halton

June 2008 – April 2011



Corporate Services

Mid-Year Progress Report

01st April – 30th September 2009




Halton LAA – 6 Month Progress Report 2009 – 10

Document Originator (Halton Borough Council)	Mike Foy Senior Performance Management Officer Tel 0151 471 7390 / Internal extension 1177 mike.foy@halton.gov.uk
Additional Contact	Mark Grady Tel 0151 471 7390 / Internal extension 1023 mark.grady@halton.gov.uk

This report provides a summary of progress in relation to the achievement of targets for Halton Local Area Agreement.

It provides both a snapshot of performance for the period 01st April to 30th September 2009 and a projection of expected levels of performance to the period 2011.

The following symbols have been used to illustrate current performance against 2009 and 2011 target levels.

	Target is likely to be achieved or exceeded.
	The achievement of the target is uncertain at this stage
	Target is highly unlikely to be / will not be achieved.

The following indicators are not included within this performance report:

NI	Description	Reason
74	Proportion achieving L5+ at KS3 in both English and Maths	Following the deletion of these indicators from the National Indicator Data Set they have been removed from the Local Area Agreement for Halton from April 2009.
83	Proportion achieving L5+ at KS3 in Science	
95	Proportion progressing by two levels at KS3 in English	
96	Proportion progressing by two levels at KS3 in Maths	
97	Proportion progressing by two levels between KS3 and KS4 in English	
98	Proportion progressing by two levels between KS3 and KS4 in Maths	

Performance Overview









HEALTHY HALTON

NI	Descriptor	09/10 Target	2011 Target
8	Adult participation in sport	?	?
53	Prevalence of breastfeeding at 6 – 8 weeks from birth	?	?
120	All-age all-cause mortality	✘	?
123	16+ Smoking rate prevalence	✔	✔
139	People > 65 who say that they receive the information, assistance and support needed to exercise choice and control to live independently		
142	Number of vulnerable people supported to maintain independent living	✔	?























CHILDREN & YOUNG PEOPLE

72	Early years foundation stage attainment	?	?
73	Proportion achieving level 4 at KS2 in both English and Maths	?	?
75	Proportion achieving 5 A-C GCSE's including English and Maths	✘	?
87	Secondary school persistence absence rate	✔	✔
92	Achievement Gap at Early Years Foundation Stage	✘	?
93	Proportion progressing by 2 levels at KS2 in English	✔	?
94	Proportion progressing by 2 levels at KS2 in Maths	?	?
99	Proportion of children in care achieving level 4 at KS2 English	✔	?
100	Proportion of children in care achieving level 4 at KS2 Maths	✔	?
101	Proportion of children in care achieving 5 A – C GCSE's	✘	?
56	Obesity among primary school age children in Year 6	?	?
63	Stability of placements of looked after children	✘	?
80	Achievement of a Level 3 qualification at age 19	?	?
111	First time entrants to Youth Justice System	✔	?





Performance Overview

NI	Descriptor	09/10 Target	2011 Target
112	Under 18 conception rate		
115	Substance misuse by young people		
116	Proportion of children in poverty		
117	16 – 18 Year olds not in education, training or employment		

SAFER HALTON

NI	Descriptor	09/10 Target	2011 Target
5	Overall satisfaction with the area		
7	Environment for a thriving third sector		
16	Serious acquisitive crime rate		
17	Perceptions of anti-social behaviour		
20	Assault with injury crime rate		
30	Re-offending rate of prolific and priority offenders		
32	Repeat incidents of domestic violence		
33	Arson incidents		
39	Alcohol related hospital admission rates		
40	Drug users in effective treatment		
192	Household waste collected and recycled		



EMPLOYMENT, LEARNING AND SKILLS

NI	Descriptor	09/10 Target	2011 Target
153	Working age people claiming out of work benefits in the worst performing neighbourhoods		
163	Working age population qualified to at least Level 2 or higher.		

Performance Overview

171	<u>VAT Registration rate</u>		
-----	------------------------------	---	---

URBAN RENEWAL

NI	Descriptor	09/10 Target	2011 Target
154	<u>Net additional homes provided</u>		
175	<u>Access to services and facilities by public transport walking and cycling</u>		
186	<u>Per Capita CO2 Emissions in LA area</u>		

SAFER HALTON

NI 5 Increase residents overall satisfaction with the area

Baseline (2007/08)	2009 - 10			2011	
	Target	Mid-year Actual	Progress	Target	Projected
70.4%	N/A	70.4%	?	1820	?

Data Commentary

The data is obtained from the New Place Survey, the last results were from 2008

General Performance Commentary

Whilst 70.4% of Halton residents agree that they have been involved in the decisions that affect their local area, 66.4% of residents in the Neighbourhood Management Areas (NMA) agree, showing a gap of 4%.

Summary of key activities undertaken / planned during the year

Partners in the Safer Halton Partnership's Engagement, cohesion & liveability Task Group deliver a range of activities to engage local communities and specifically with regard to our 'You said... we did' reassurance information programme through the media. Also, partners are currently developing an action plan to better co-ordinate and their work on engaging the communities of Halton in the partnership's work.

Examples of activities in the past quarter include Operation Packet, Burglary Days of Action and a range of community events and broader based community events and activities in which partners participated – examples include Environmental Impact days in Palace Fields, Runcorn in June, Party in the Park in Phoenix Park in August, Runcorn and the Kingsway Fun Day in July

Work has also been done to increase the reporting of hate crimes by residents and workers in Halton by increasing the awareness amongst wider partners.

URBAN RENEWAL

NI 186 Per capital CO2 emissions in LA area

Baseline (2005)	2009 - 10			2011	
	Target	Mid-year Actual	Progress	Target	Projected
9.9 tonnes per capita	7.52% (9.16 tonnes)	N/A	?	11.1% (8.8 tonnes)	<input checked="" type="checkbox"/>

Data Commentary

Data is provided by DEFRA. The 2005 baseline was updated in September 09 on the DEFRA website (http://www.decc.gov.uk/en/content/cms/what_we_do/lc_uk/loc_reg_dev/ni185_186/ni185_186.aspx). The figures quoted above relate to the new data, so differ from those in the LAA, although the overall percentage reductions remain the same. GONW have approved these figures.

General Performance Commentary

Currently Halton is performing well against this target using the data from DEFRA, however GONW have indicated that this indicator will be measured on actions rather than on the DEFRA data. We are currently pulling together an LSP action plan for NI186.

Summary of key activities undertaken / planned during the year

The Council has been proactive in reducing carbon emissions from its own operations as well as working with others to help reduce wider emissions. In 2007 the Council took part in the Carbon Trust Local Authority Carbon Management Programme. The Programme involved the Council working together with Carbon Trust advisors to identify specific actions in a Carbon Management Plan, which would lower our carbon emissions over the next five years. A number of initiatives have now been implemented including installation of Multi Functional Printer Devices (MFDs), across its buildings to replace the need for photocopiers, individual printers, and faxes, The Council has removed over 400 standalone printers and replaced them with a reduced number of devices which are more energy efficient. The project has also resulted in the Council using less toner cartridges and those used are all recycled. As well as reducing consumption, project has resulted in financial savings in excess of £60,000 for the Council.

Refurbishment work carried out at Runcorn Town Hall incorporated energy saving measures including increased insulation to reduce energy loss, improved lighting controls and energy saving lights, photo voltaic panels

URBAN RENEWAL

which convert sunlight into energy and solar shading to reduce the need for air conditioning in the summer. Consumption is anticipated to reduce by 20% resulting in savings of £15,000.

A programme of work has also been undertaken at the Stobart Stadium together with staff running and Energy Awareness Campaign to turn off equipment when not in use. The work has included the introduction of sensory and energy efficient lighting, improved heating and boiler controls and the installation of a power perfector. This has resulted in a reduction in consumption of 24% and a financial saving of £25,000

Energy Awareness campaigns have also been undertaken Councils buildings and employees act as Energy Champions to advise staff in actions they can take to reduce their consumption.

In the future energy efficient measures will be built into future building refurbishments and will be a significant feature of the Building Schools for the Future Programme.

The new vehicle fleet include more energy efficient vehicles and across the fleet bio fuels have been introduced. In terms of staff travel pooled bikes have been introduced, along with a car sharing scheme and campaigns to encourage employees to use public transport, where appropriate.

This year the council are also working with the Energy Saving Trust (EST) to help further reduce CO2 emissions.

The Energy Saving Trust is funded by Government to work with local authorities and help them to assist householders and businesses to reduce energy and tackle climate change. As part of this work we will be training staff to drive more fuel efficiently using the 'smarter driving' initiative. This work will help the Council to develop a strategy to reduce consumption in the wider community. The Council aims to consult with partners, local residents and business on what the key priorities should be. The aim is to consult in the principles of a Strategy by February 2010, with a draft Strategy being introduced by May 2010. Formal consultation would commence in June 2010 with a final Strategy agreed for publication by November 2010.

The council are currently working with LSP partners to update the action plan for NI186. This will include activity from partners and also proposals for new partnership working.